



High Impact Portfolios

GLOBAL INVESTING FOR POSITIVE SOCIAL AND
SUSTAINABLE IMPACT.

THINK DIFFERENTLY

The Wealth 
Consulting Group

INVEST DIFFERENTLY

High Impact Investing

A growing number of our investors seek to align their investments with their personal values. Individuals and institutions invest for different reasons. Some seek to grow their assets. Others are more focused on protecting the assets they've already accumulated. Some seek to generate income from their investments. We believe the WCG High Impact Investment philosophy supports all of these objectives. We help clients set and implement clear goals aligned with their needs, values, and objectives. WCG is striving to be a leader in sustainable and responsible investing.

ESG analysis enables us to gain insights into a company's:

- **Environmental Focus:** Resource Management, Climate Change, Emission Reduction
- **Social Issues:** Workplace, Product Integrity, Community Impact
- **Governance Practices:** Executive Comp, Reporting, Board Structure and Accountability

Our High Impact Portfolios (HIP) invest in companies and funds that are committed to sustainable business practices.

Extensive industry experience drives an exceptional client experience.

The Wealth Consulting Group is a boutique wealth management firm offering high net-worth individuals and companies access to a powerful combination of industry-leading service, talent and national resources.

Our advisors draw upon the broad expertise and talent within our firm, and across our alliance partners, to develop strategies for the complex financial challenges that accompany affluence. Since 2014, we have served the diverse financial and wealth planning needs of accomplished individuals, families, and businesses seeking independent advice and sophisticated financial strategies.

Deep analysis supports our efforts to build portfolios made up of well-managed, forward-thinking companies.

At The Wealth Consulting Group we are hearing from our clients that they want to invest in companies that are making a positive difference in the world. Our portfolios invest in companies that are:

- *Developing **innovative solutions** to global sustainability challenges*
- *Promoting **gender, ethnic, and lifestyle diversity***
- *Supporting **community-based** financial institutions that promote small businesses, health care, education and housing*
- *Actively involved in **shareholder advocacy** and public policy engagement to encourage companies to improve their ESG commitments*



Research collected from IMPAX Asset Management shows that integrating ESG criteria into financial analysis may help toward the goal of mitigating risk and enhancing returns



Data as of 03/29/2024

The MSCI KLD 400 Social Index has outperformed the S&P 500 Index by 0.46% annualized from 05/01/90 to 03/29/2024 (cumulative outperformance from 05/01/90 to 03/29/2024 is 484.07%). Comparable returns since index inception are shown gross which includes dividend reinvestment without a reduction from tax. Past performance is no guarantee of future results. Index performance is not necessarily representative of Fund performance.

As of 03/29/2024, the returns for the MSCI KLD 400 Social Index were: 1 year: 31.06%, 3 year: 11.38%, 5 year: 15.62%, 10 year: 13.09% and Since Inception (05/01/90): 11.18% annualized. The returns for the S&P 500 Index were: 1 year: 29.88%, 3 year: 11.50%, 5 year: 15.03%, 10 year: 12.96% and Since MSCI KLD 400 Social Index Inception (05/01/90): 10.72% annualized. The MSCI EAFE ESG Leaders Index has outperformed the MSCI EAFE Index by 0.38% annualized from 10/01/07 to 03/29/2024 (cumulative outperformance from 10/01/07 to 03/29/2024 is 10.47%). Comparable returns since index inception are shown gross which includes dividend reinvestment without a reduction from tax. Past performance is no guarantee of future results. Index performance is not necessarily representative of Fund performance. As of 03/29/24, the returns for the MSCI Emerging Markets ESG Leaders Index were: 1 year: 03.84%, 3 year: -07.31%, 5 year: 01.78%, 10 year: 04.11% and Since Inception (05/01/90): 04.32% annualized. The returns for the MSCI Emerging Markets Index were: 1 year: 08.59%, 3 year: -04.68%, 5 year: 02.61%, 10 year: 03.33% and Since the MSCI Emerging Markets Index Inception (06/06/13): 03.36% annualized.

The MSCI KLD 400 Social Index is a capitalization weighted index of 400 US securities that provides exposure to companies with outstanding Environmental, Social and Governance (ESG) ratings and excludes companies whose products have negative social or environmental impacts. The parent index is MSCI USA IMI, an equity index of large, mid and small cap companies. The Index is designed for investors seeking a diversified benchmark comprised of companies with strong sustainability profiles while avoiding companies incompatible with values screens. Launched in May 1990 as the Domini 400 Social Index, it is one of the first SRI indexes. Constituent selection is based on data from MSCI ESG Research. One cannot invest directly in an index.

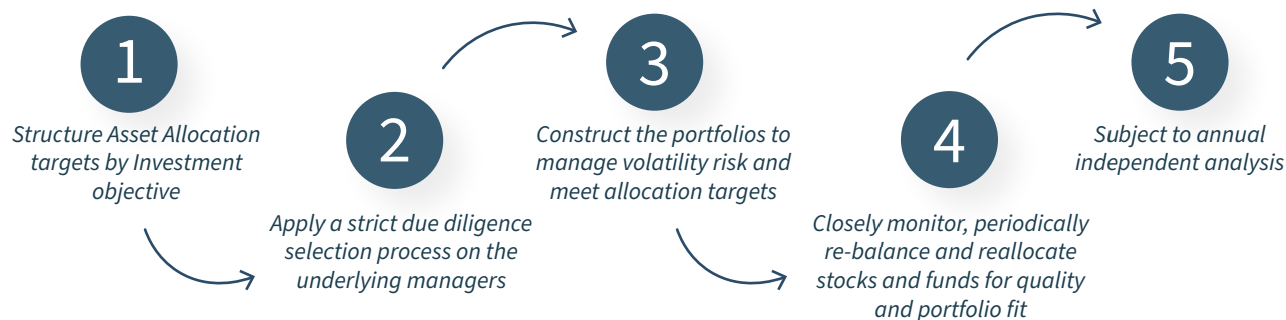
The S&P 500 Index is an unmanaged index of large capitalization common stocks. One cannot invest directly in index. The MSCI EAFE ESG Leaders Index is a free float-adjusted market capitalization weighted index designed to measure the performance of equity securities of issuers in developed countries around the world excluding the U.S. and Canada that have high ESG ratings relative to their sector and industry peers, as rated by MSCI ESG Research. Performance for the MSCI EAFE ESG Index is shown “gross”, which includes dividend reinvestments without a deduction of foreign withholding tax. One cannot invest directly in an index. The MSCI EAFE (Europe, Australasia, Far East) Index is a free float-adjusted market capitalization index that is designed to measure the equity market performance of developed markets, excluding the U.S. and Canada. The MSCI EAFE Index consists of the following 21 developed market country indices: Australia, Austria, Belgium, Denmark, Finland, France, Germany, Hong Kong, Ireland, Israel, Italy, Japan, the Netherlands, New Zealand, Norway, Portugal, Singapore, Spain, Sweden, Switzerland, and the United Kingdom. Performance for the MSCI EAFE Index is shown “gross”, which includes dividend reinvestments without a deduction of foreign withholding tax. One cannot invest directly in an index. The MSCI Emerging Markets Index is a free float-adjusted market capitalization index that is designed to measure equity market performance of emerging markets. The MSCI Emerging Markets Index consists of the following 23 emerging market country indexes: Brazil, Chile, China, Colombia, Czech Republic, Egypt, Greece, Hungary, India, Indonesia, Korea, Malaysia, Mexico, Peru, Philippines, Poland, Qatar, Russia, South Africa, Taiwan, Thailand, Turkey and United Arab Emirates. Performance for the MSCI Emerging ESG Index is shown “gross”, which includes dividend reinvestments without a deduction of foreign withholding tax. Backtested index values were not included. One cannot invest directly in an index. The MSCI Emerging Markets (EM) ESG Leaders Index is a capitalization weighted index that provides exposure to companies with high Environmental, Social and Governance (ESG) performance relative to their sector peers. MSCI EM ESG consists of large and mid-cap companies across 23 Emerging Markets (EM) countries. The Index is designed for investors seeking a broad, diversified sustainability benchmark with relatively low tracking error to the underlying equity market. The index is a member of the MSCI Global Sustainability Index series. Constituent selection is based on data from MSCI ESG Research. Performance for the MSCI Emerging Index is shown “gross”, which includes dividend reinvestments without a deduction of foreign withholding tax. One cannot invest directly in an index.

Environmental, Social and Governance (ESG) factors bring an added dimension to company analysis.

ESG screens are non-financial factors that may provide a more inclusive perspective when researching a company's behaviors and impacts.

“ESG considerations are material to companies’ financial results. Environmental stewardship is not just good for the planet - it’s also about controlling costs, avoiding damaging incidents, and positioning for tomorrow’s economy.”¹

“Studies have shown that employee-focused companies do better on a wide range of performance metrics, including productivity, profit margins, and return on equity.”²



The Wealth Consulting Group’s Investment Strategy Committee (ISC) manages the firm’s model portfolios that are offered via WCG Wealth Advisors, LLC (dba The Wealth Consulting Group) a SEC Registered Investment Advisor. The committee is comprised of members who have extensive industry experience. The ISC believes in managing portfolios using a core plus satellite strategy that incorporates both active and passive investment strategies. Our goal is to provide competitive returns for the risk taken by our investors and provide proactive communication to our advisors/investors to help maintain strong relationships.

¹ Lefkowitz, Dan. “ESG Investing Performance Analyzed.” Morningstar Product Insider, March 12, 2019.

² Filbeck, Aaron, Greg Filbeck, and Xin Zhao. “Performance Assessment of Firms Following Sustainability ESG Principles.” The Journal of Investing 28, no. 2 (January 2019). <https://doi.org/10.3905/joi.2019.28.2.007>

High Impact Portfolio Models



Investors can choose funds based on their long-term objectives.

Sample Listing of Our Manager Partners:

Boston Trust Walden
Calvert
Community Capital Management
Green Century
Parnassus
Impax Asset Management
Nuveen
Trillium Asset Management

WCG Wealth Advisors, LLC and The Wealth Consulting Group are not affiliated with the above names entities.

Allocation percentages represent targets and may not be exact reflection of actual client accounts. Individual client portfolio holdings can be customized to meet investment objectives of tax-conscious investors.

Target Allocations:  Equity  Fixed Income & Cash



Aggressive Growth Portfolio 100% Equity

Seeks long-term capital appreciation. The aggressive growth strategy is designed for clients with a longer investment time horizon and high/aggressive risk tolerance.



Growth Portfolio 80% Equity, 20% Fixed Income

Seeks long-term capital appreciation with income as a secondary objective. The growth strategy is designed for clients with a longer time horizon and higher/moderately aggressive risk tolerance.



Growth & Income Portfolio 60% Equity, 40% Fixed Income

Seeks to balance long term capital appreciation with current income. The growth & income strategy is designed for clients with a medium time frame and a moderate risk tolerance.



Income & Growth Portfolio 40% Equity, 60% Fixed Income

Seeks income as a primary objective with some long term capital appreciation. The strategy is designed for clients with a shorter investment horizon and lower risk tolerance.



Conservative Portfolio 20% Equity, 80% Fixed Income

Seeks income as a primary objective with a focus on capital preservation. The conservative strategy is designed for clients with a shorter investment horizon and lower risk tolerance.



Conservative Portfolio 100% Fixed Income

Seeks income as a primary objective with a focus on capital preservation. The conservative strategy is design for clients with a shorter investment horizon and lower risk tolerance.

Investment advice offered through WCG Wealth Advisors, LLC, a Registered Investment Advisor. WCG Wealth Advisors, LLC, and The Wealth Consulting Group, are not affiliated with any of the other referenced entities. There is no assurance that the techniques and strategies discussed are suitable for all investors or will yield positive outcomes. Investing involves risks including possible loss of principal. No strategy assures success or protects against loss. Investing in stock includes numerous specific risks including: the fluctuation of dividend, loss of principal, and potential liquidity of the investment in a falling market. Bonds are subject to market and interest rate risk if sold prior to maturity. Bond values will decline as interest rates rise and bonds are subject to availability and change in price. The return on ESG investments may vary versus if the investor made decisions based solely on investment considerations.

Investors should consider the investment objectives, risks, charges and expenses of the investment company carefully before investing. The prospectus and, if available, the summary prospectus contain this and other important information about the investment company. You can obtain a prospectus and summary prospectus from your financial representative. Read carefully before investing. Please note that although investment in the High Impact Portfolio Models include underlying holdings which are focused in areas of environmental, socially responsible, and sustainable business practices, WCG's primary objective with these models is to maximize financial return. Lastly, clients retain the right to place reasonable restrictions and limitations on these models pursuant to their risk and suitability. Rev 7/2024.